
AECI Limited

Presentation to
Investors and Media
29 and 30 July 2003

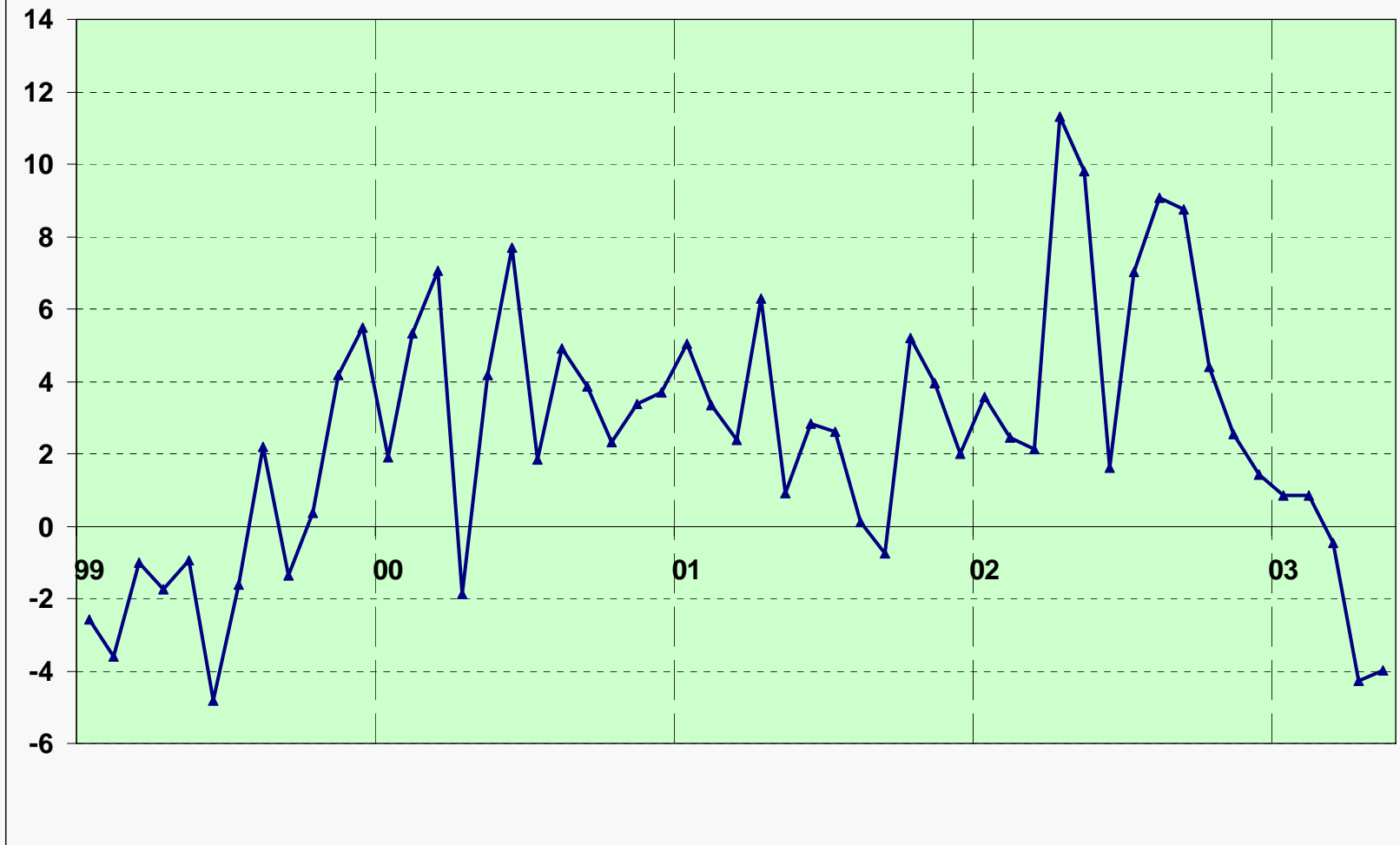
Summary

- Resilient performance against background of declining local and weak global economies
- Matched record earnings of last year and 59% up on H1 2001
- Sound balance sheet
- Volumes, in aggregate, satisfactory
- Rand strength and volatility a factor, particularly for SANS Fibres
- SHE performance approaching world class
- Outlook for Group: expect trading conditions to improve, and continue to target increase in headline earnings for full year

Business Environment

- Local manufacturing production deteriorated significantly H1 03
- World economy subdued - prospects remain weak, slow recovery
- Stronger rand has squeezed margins; particularly mining and export-oriented manufacturing sectors
- Pressure on selling prices
- Inflationary pressures subsided in 2003, STATSSA adjustments, interest rate cut

MANUFACTURING OUTPUT Y-O-Y % CHANGE



Chemical Industry

- Global industry in poor shape since 1998
- Prolonged high cost of natural gas and crude oil and weak demand hurt chemical producers
- Recession and deflationary tendencies and stronger euro impact on European business
- Partial success with determination to restore margins
- Supply and demand imbalances
- Few recent investments, mergers or acquisitions

Group Strategy

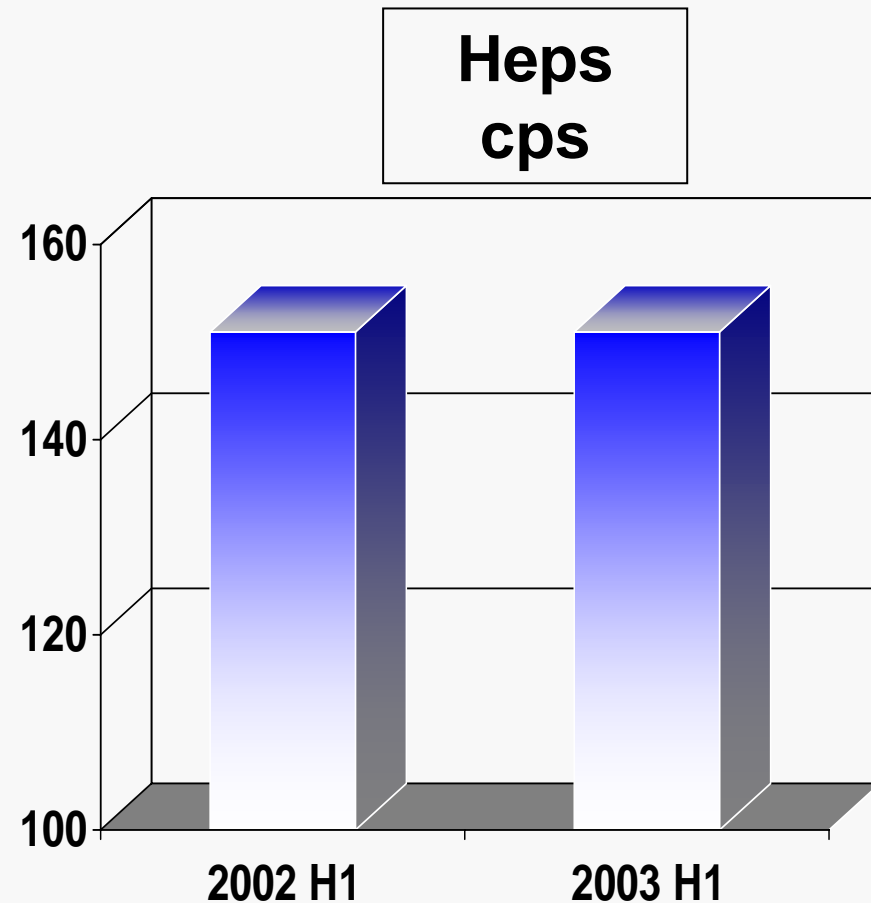
- Five businesses
- Specialty product and service solutions, for global and regional niche markets
- Actively drive performance: superior ROIC, world-class SHE, cost base, asset utilisation, productivity
- Profitable growth within businesses, global alliances, best practice transfer

Financial Objectives

- Nominal ROIC > WACC of 15%
- Positive EVA of all businesses
- Real growth in NOPAT > 7%
- Debt:equity ratio 25 to 40%
- Cash interest cover > 5
- Dividend cover = 3.0

Results for 2003 H1

- Heps unchanged
- Volumes up 3%
- Revenue of core businesses up 1%
- TP Margin 8.2% (8.5%)
- TP down 5%,
- No PEMB in Heps



Rand Impact on H1 2003

- Strong rand has negative impact on Group, particularly export margins (SANS Fibres) and African businesses (AEL and Dulux)
- Significant impact on mining and export customers
- Difficult to quantify: lead-lag effects, complex product mix, benefits partially off-set by increase in raw material prices

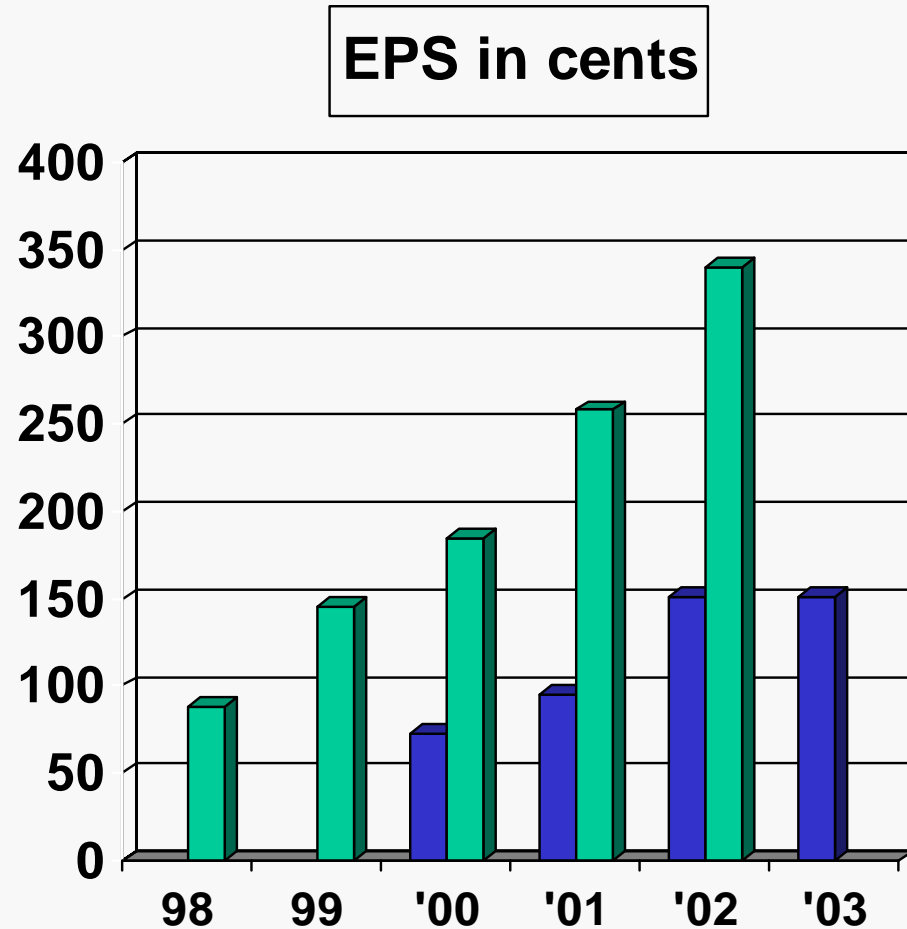
Resilient results due to:

- Fruits of **transformation**: specialised, more robust portfolio, diversity
- **Increased volumes**: notwithstanding domestic slowdown; market share gains
- **Export gains** in polyester to Asia
- **Continued improvement** in USA joint venture
- Successful **acquisition** (Senmin) in CSL

A Track Record Forms

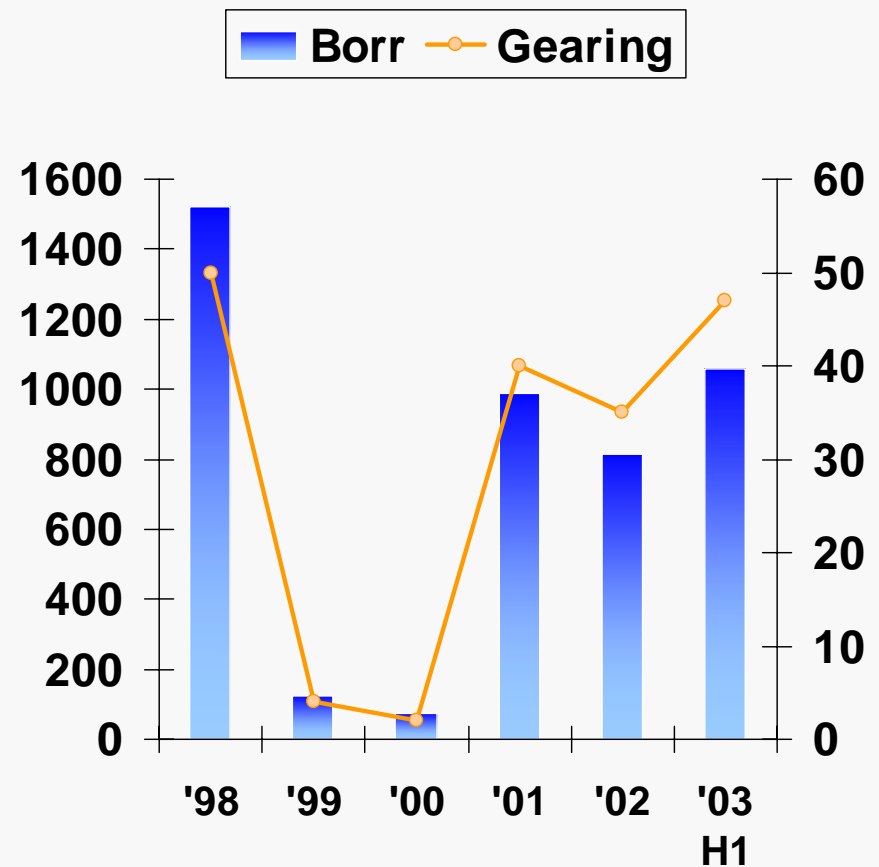
Adjusted for Polifin
(or special dividend) in
1998 and 1999

- Long-term target >15% compound growth
- H1 earnings matched record of last year and 59% higher than 2001



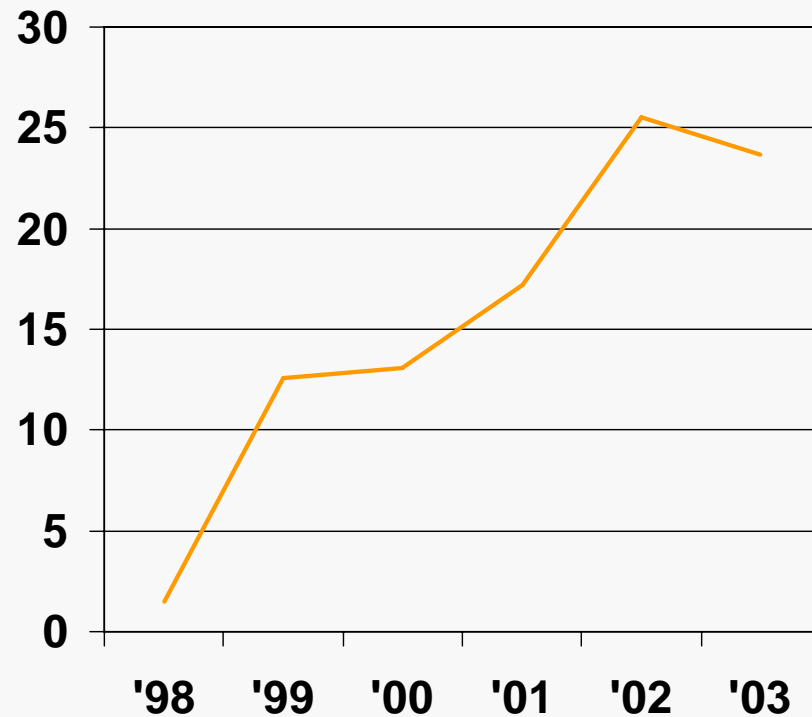
Balance Sheet

- Net borrowings R1057m
- Capital expenditure R109m
- Investment expenditure includes R160m for Senmin
- WC 17%
- Cash interest cover 5.3



Share Price

Rand per share



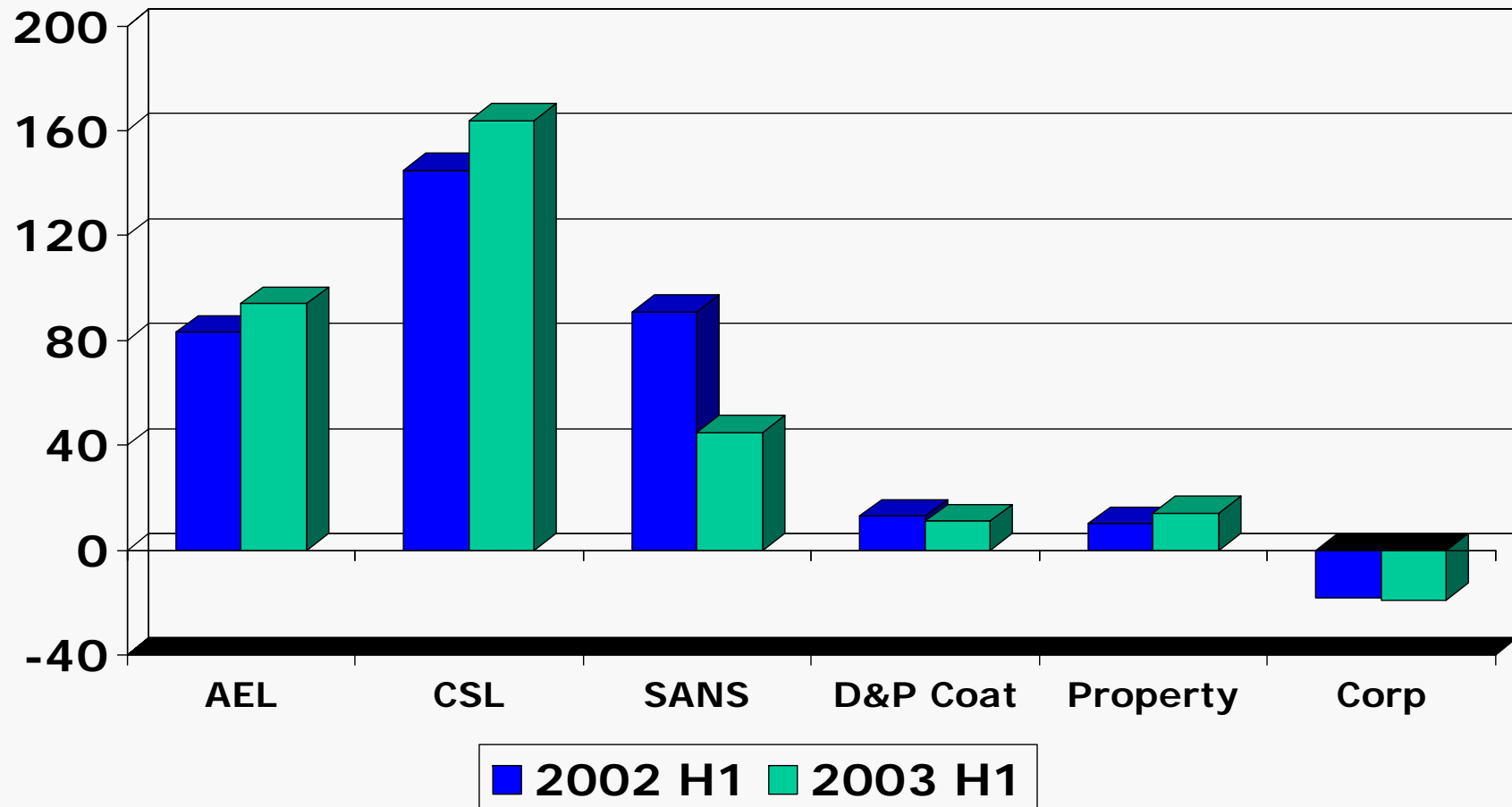
➤ Relative rating to industrials marginally better than at 2002 year end

Graph adjusted for R6 special dividend (November 1999)

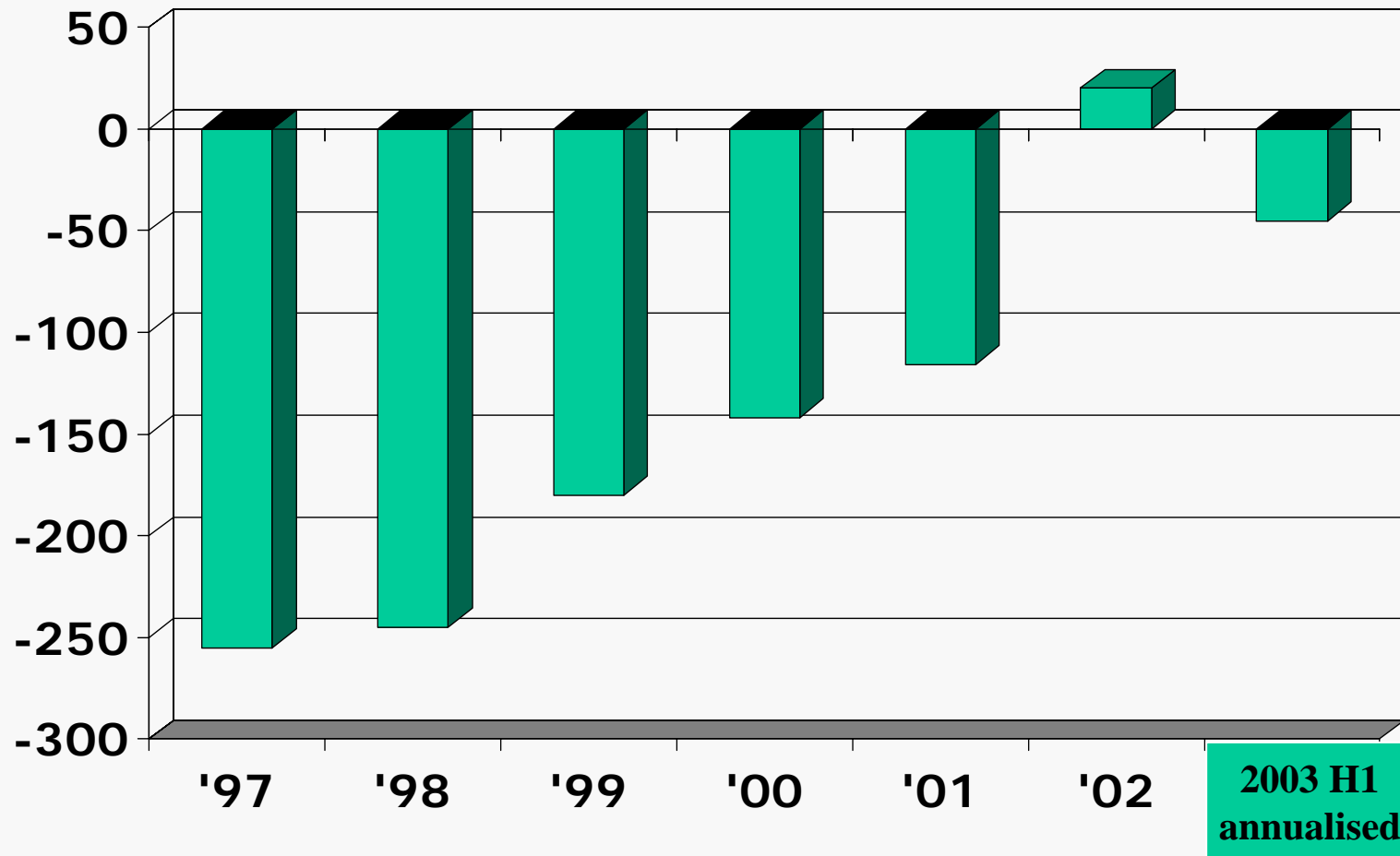
BEE

- Initiated detailed investigation to study
 - Impact
 - Opportunities
 - Structures
 - Degree of empowerment
 - Funding
 - Potential partners
 - Timing

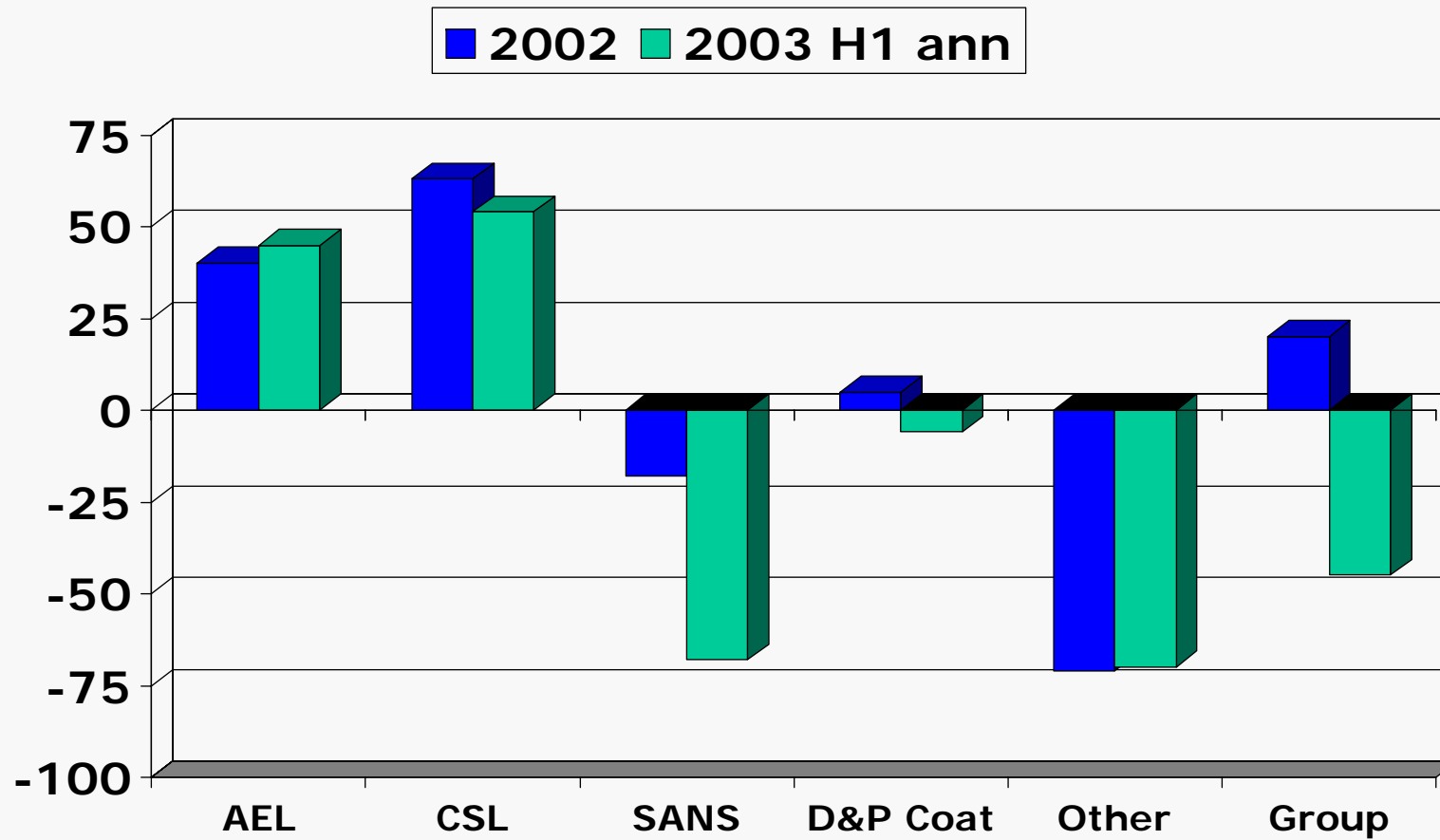
Segmental Trading Profit



Group EVA History Rm



EVA by Business Rm



African Explosives

- Revenue R987m (+8%) ; TP R94m (+13%)
- Margin 9.5% (9.1%)
- Strong demand from platinum
- Rand impact on Africa businesses; **margin under pressure**, but improving
- **Favourable mix achieved**; reduced AN exports and increased sales of initiating systems

African Explosives

- Technical development of electronic detonator (Detnet) finalised
- Exciting growth in Detnet continues (+40% revenue growth H1 03)
- Detnet actively pursuing globalisation strategy
- Outsourcing initiatives; transport, packaged explosives and some upstream activities

Specialty Chemicals

- Revenue R1537m (+5%); TP R164m (+12%)
Margin 10.6% (9.9%)
- Small volume growth, downturn cushioned by diversity and organic growth; margins maintained
- Pleasing start from Senmin acquisition
- ONDEO Nalco acquisition subject only to Competition Tribunal

Specialty Chemicals

- AECI Coatings returns not yet satisfactory; await new technology development from joint venture partner

Specialty Fibres

- Revenue R935m (-10%) TP R45m (-50%)
Margin 4.8% (8.8%)
- Strong and volatile rand overriding factor
(approximately two-thirds revenue is hard
currency related)
- Off-set by improved yarn and PET volumes,
cost control and efficiencies
- Excellent growth in polyester LDI and
industrials in general; new markets in China
- Managed polyester raw spike well

Specialty Fibres

- Substantial drop in apparel volumes and price
- R7m loss (2002: -R22m) at Stoneville:
improved volumes, efficiencies and utilisation;
ongoing objective to achieve break-even

Decorative and Packaging Coatings

- New grouping
- Revenue unchanged at R291m;
- TP R11m (-15%) Margin 3.8% (4.5%)
- Strong Rand impact in African territories
- Volume declined, but maintained market share

Heartland Properties

- Revenue R84m (+1%) TP R14m (+40%)
- Firm residential and industrial (Longmeadow) demand
- Exciting long term prospects at Modderfontein and Somerset West

2003 Outlook

- Global recovery slow
- Domestic prospects should improve with further interest rate reductions
- Volatile rand remains a challenge for Group, especially SANS
- Nevertheless increase in Heps targeted
- No great demands on balance sheet (R120million for ONSA)

In Conclusion

- Diversified portfolio of specialty products and services matched record earnings of last year in deteriorating markets
- Several contributing factors:
 - Acquisition, margin management, mix, market share, exports, efficiencies, asset utilisation, JV improvement, cash management
- Target growth for full year

